

Weather-Resistant Stanchion  
 Assembly Instructions  
 SKU: RCCODEBK

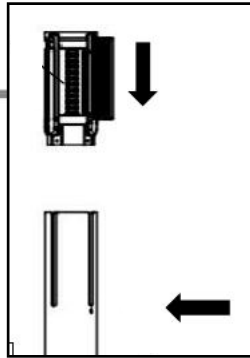


DISPLAYS2GO  
 CONNECTING PEOPLE & BRANDS WITH THE WORLD

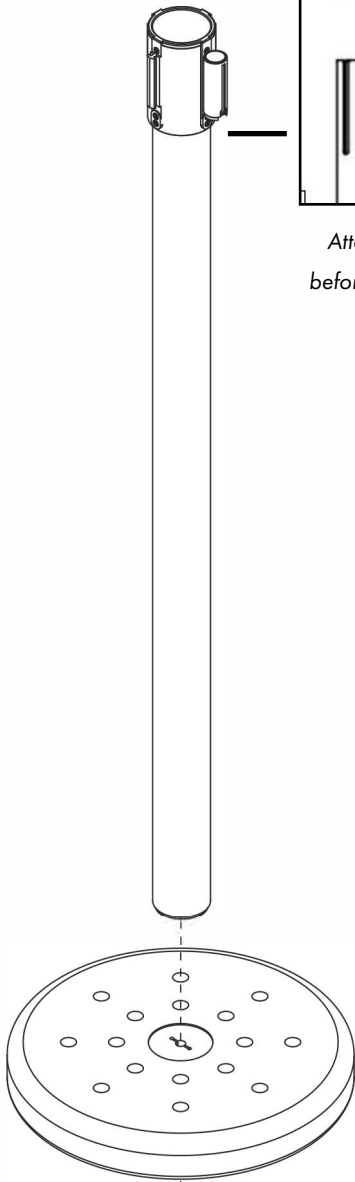
Ver. 21.12



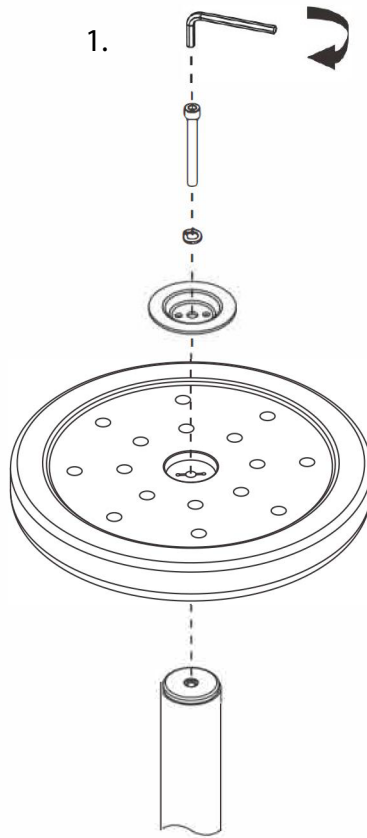
Scan QR code to visit product page



Attach belt cartridge before assembling base.

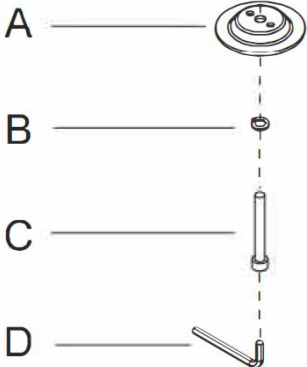



1.



Shown upside down, for ease of assembly.

2.



A	B	C	D
X 1	X 1	X 1	X 1

To secure the belt cartridge, squeeze sides of cartridge gently to slide into top of pole. Use the provided hex wrench to fasten the screw.